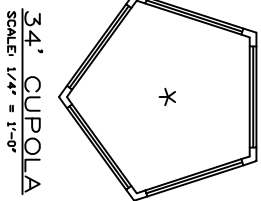
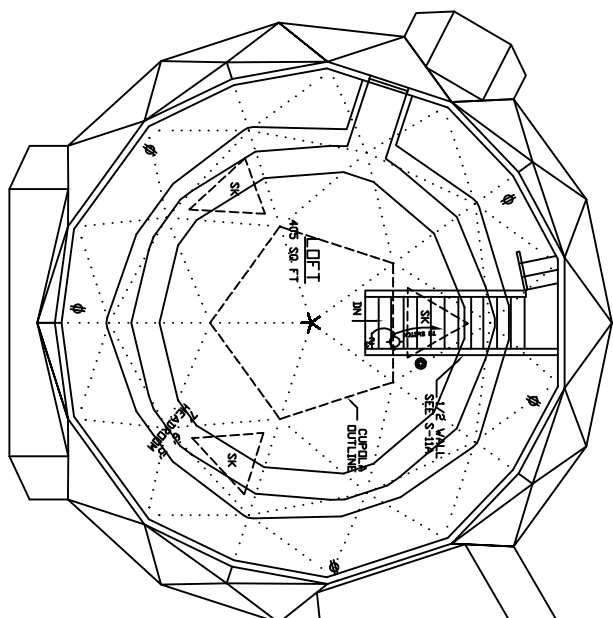


SECOND FLOOR PLAN

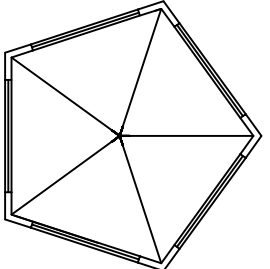
SCALE: 1/4" = 1'-0"
 45' DOME 839 SQ. FT.
 34' DOME 405 SQ. FT.
 TOTAL AREA 1244 SQ. FT.



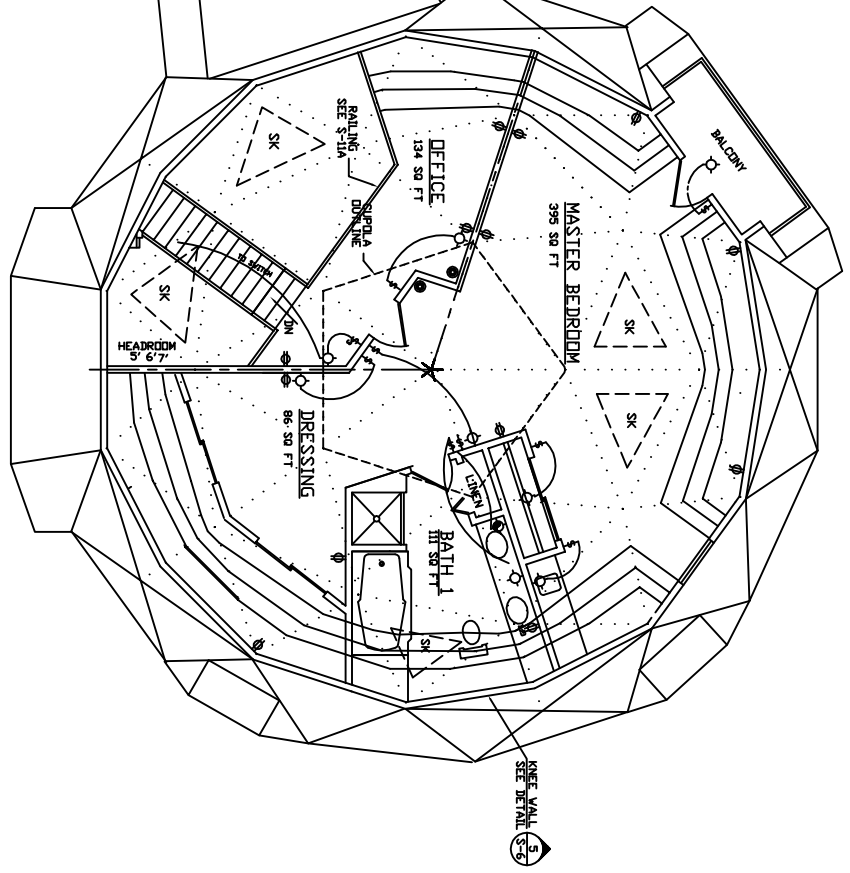
34' DOME



45' CUPOLA
 SCALE: 1/4" = 1'-0"



45' DOME



AMERICAN INGENUITY, INC.
 8777 HOLIDAY SPRINGS RD.
 ROCKLEDGE, FL 32955-5805
 PH. 321-638-8777 USA

SHEET TITLE:

JAMAICA 45' & 34' AIDOMES

2ND FLOOR PLAN

SHEET NO.
A-4
 COPYRIGHT 2014
 AMERICAN INGENUITY, INC.