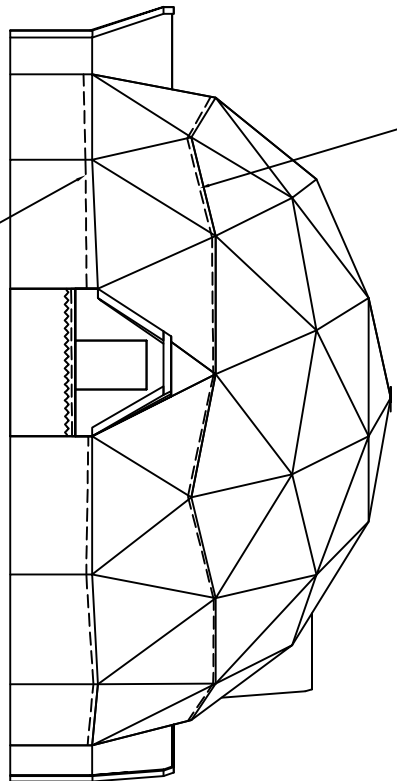


A
A-7 FRONT ELEVATION
SCALE: N.T.S.

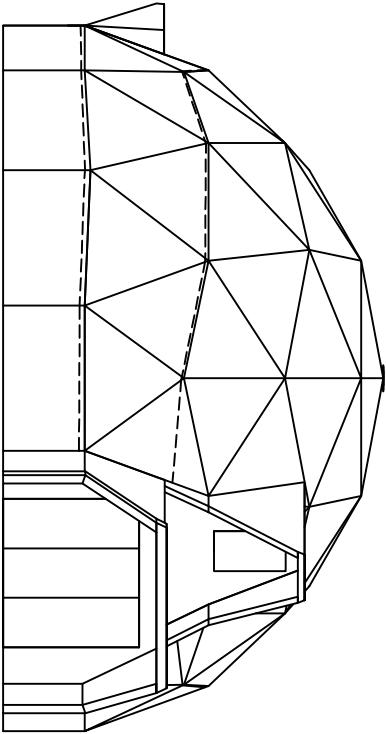


RIGHT SIDE ELEVATION
SCALE: N.T.S.

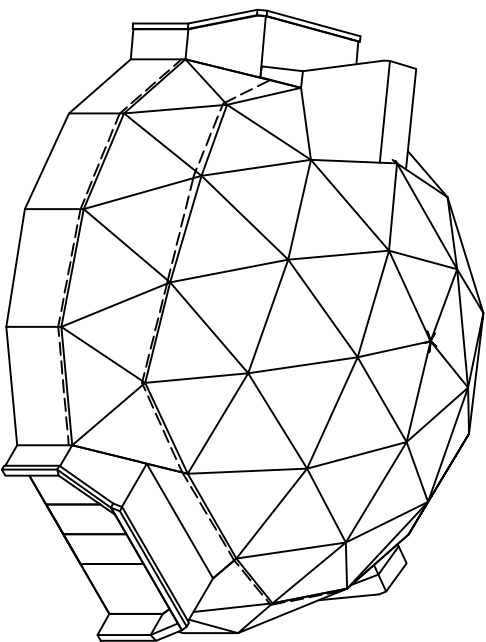
THE TOP DASHED LINE INDICATES GALV STEEL CABLE IN THE SEAM. SEE DETAIL 1, SHEET S-6A

THE BOTTOM DASHED LINE INDICATES GALV STEEL CABLE IN THE SEAM. SEE DETAIL 2, SHEET S-6A

HORIZONTAL REINFORCEMENT IDENTIFICATIONS:
 ----- TOP AND BOTTOM REINFORCING CABLE
 ~~~~~ #4 REBAR  
 VERTICAL REINFORCEMENT ARE NOT SHOWN



**B**  
**A-7** REAR ELEVATION  
SCALE: N.T.S.



3D VIEW  
SCALE: N.T.S.

**AMERICAN  
INGENUITY**, INC.

8777 HOLIDAY SPRINGS RD  
ROCKLEDGE, FL 32955-5805  
PH. 321-639-8777 USA

DOMES PLANS FOR:

**RENTAL - 34' AIDOME LAKE WALES FL**

SHEET TITLE:

EXTERIOR ELEVATIONS

DRAWN BY: N.K.H.

CHECKED BY: G.B.

DATE:

DRAWING NO: RENTAL 34'

REVISION:

SHEET NO.

**A-7**

COPYRIGHT 2015  
AMERICAN INGENUITY, INC.