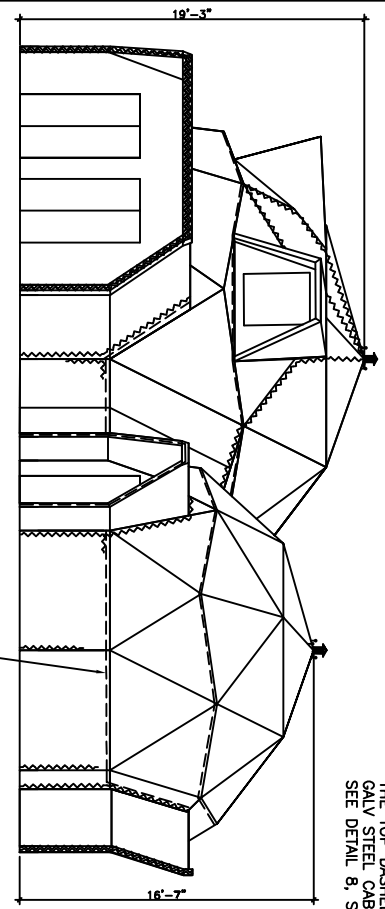


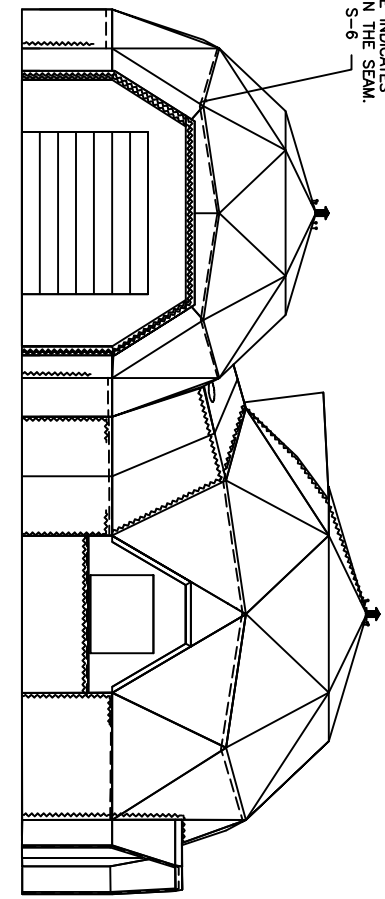
1 FIVE EYE BOLTS AROUND TOP VENT PIPE TO MAKE EYE BOLTS VISIBLE THEIR SIZE IS NOT PROPORTIONAL TO OTHER DIMENSIONS. SEE 1/A-6



FRONT ELEVATION
SCALE: N.T.S.

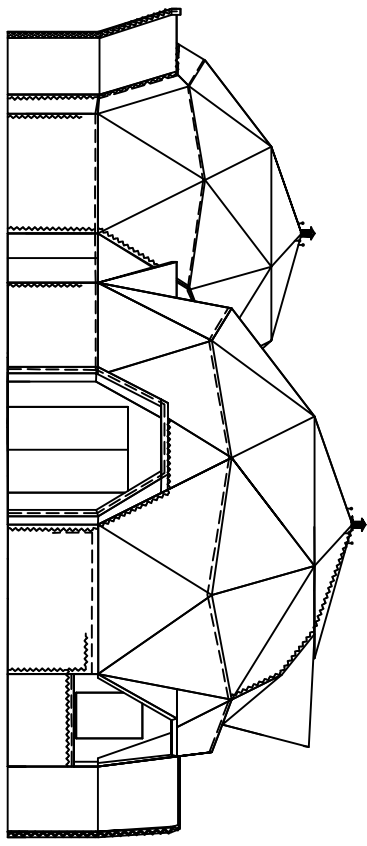
THE BOTTOM DASHED LINE INDICATES GALV STEEL CABLE IN THE SEAM. SEE DETAIL 9, SHEET S-6

THE TOP DASHED LINE INDICATES GALV STEEL CABLE IN THE SEAM. SEE DETAIL 8, SHEET S-6

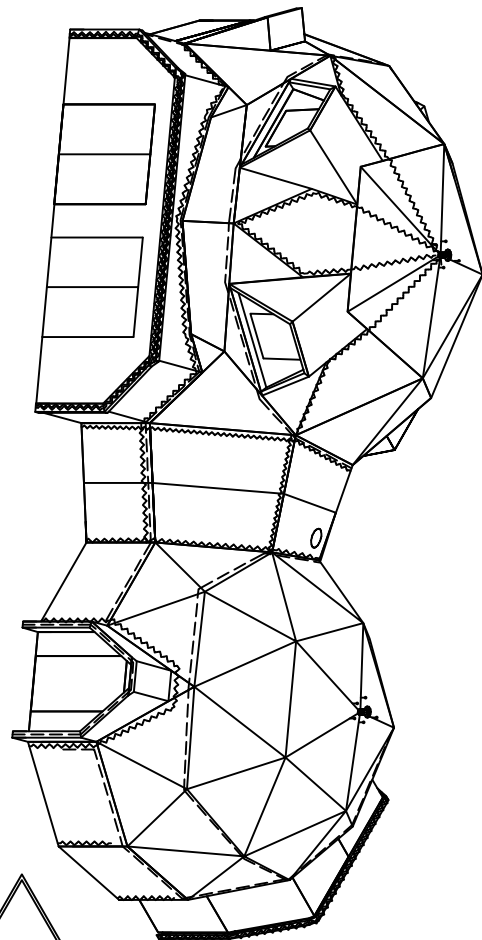


RIGHT ELEVATION
SCALE: N.T.S.

HORIZONTAL REINFORCEMENT IDENTIFICATIONS:
 --- TOP AND BOTTOM REINFORCING CABLE
 ~~~~~ #4 REBAR



REAR ELEVATION  
SCALE: N.T.S.



3D VIEW  
SCALE: N.T.S.

AMERICAN  
INGENUITY, INC.

8777 HOLIDAY SPRINGS RD  
ROCKLEDGE, FL 32955-5805  
PH. 321-639-8777 USA

DOMES PLANS FOR:  
*AIDOME RESIDENCE 27' LINKED TO 22'*  
SHEET TITLE:  
EXTERIOR ELEVATION

DRAWN BY:  
CHECKED BY:  
DATE:  
DRAWING NO:  
REVISION:

SHEET NO.  
**A-7**  
COPYRIGHT 2017  
AMERICAN INGENUITY, INC.