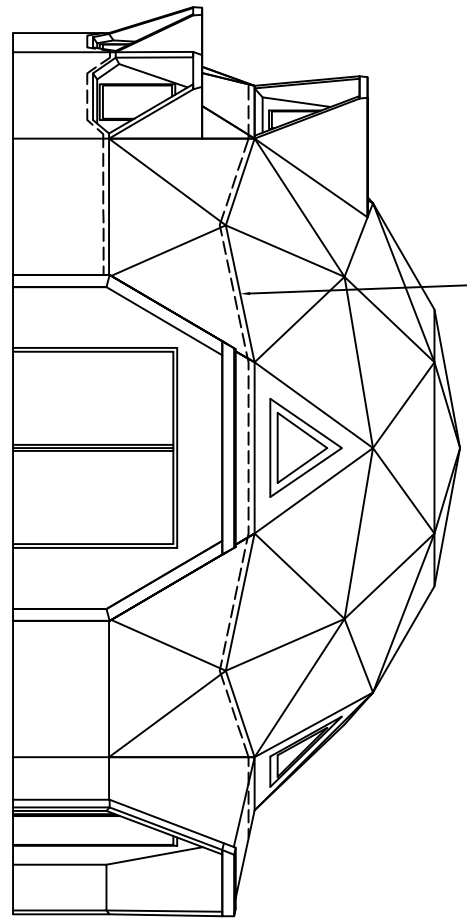
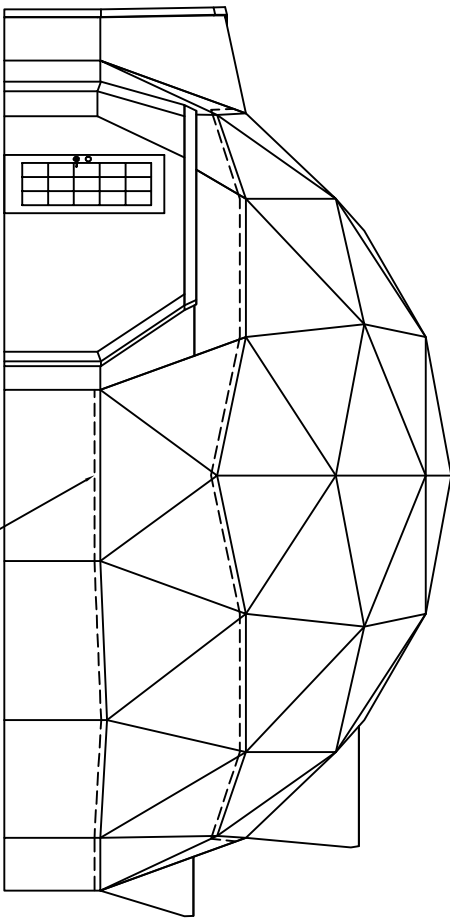


THE TOP LINES INDICATES GALVANIZED STEEL CABLE WITHIN THE CONCRETE SEAM AND CONTINUOUS AROUND DOME SEE DETAIL: 1/ S-6

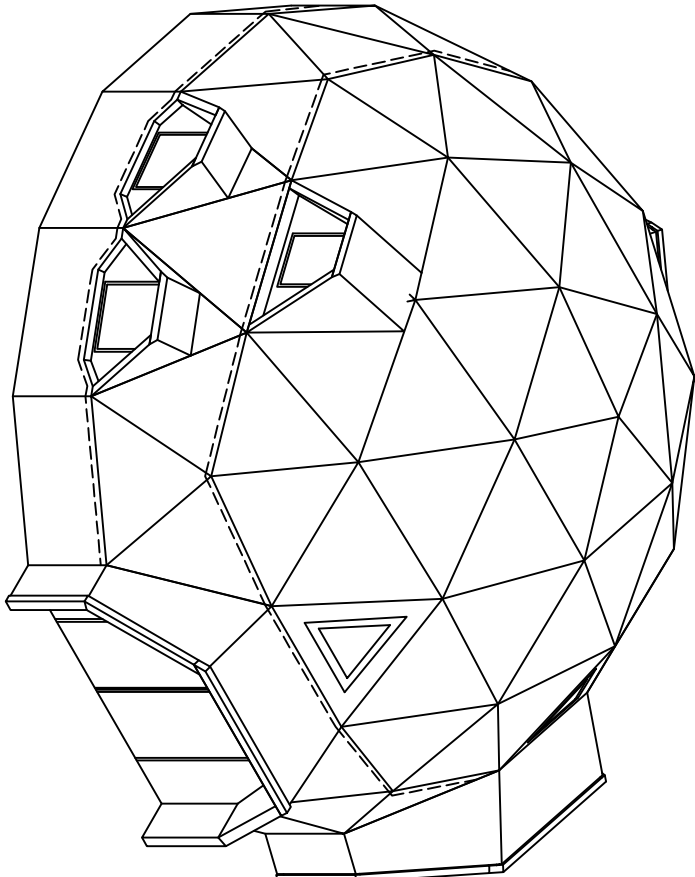


A
FRONT ELEVATION
SCALE: 1/4" = 1'-0"



THE BOTTOM LINES INDICATES GALVANIZED STEEL CABLE WITHIN THE CONCRETE SEAM SEE DETAIL: 2/ S-6

B
REAR ELEVATION
SCALE: 1/4" = 1'-0"



3D VIEW
SCALE: 1/4" = 1'-0"

**AMERICAN
INGENUITY**

8777 HOLIDAY SPRINGS RD
ROCKLEDGE, FL 32955-5805
PH. 321-639-8777 USA

DOMES PLANS FOR: **ST. CROIX 34' AIDOME**

SHEET TITLE: ELEVATIONS

DRAWN BY:
CHECKED BY:
DATE:
DRAWING NO:
REVISION:

SHEET NO. **A-7**
COPYRIGHT 2004
AMERICAN INGENUITY, INC.