

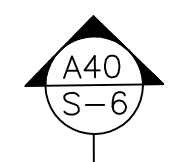
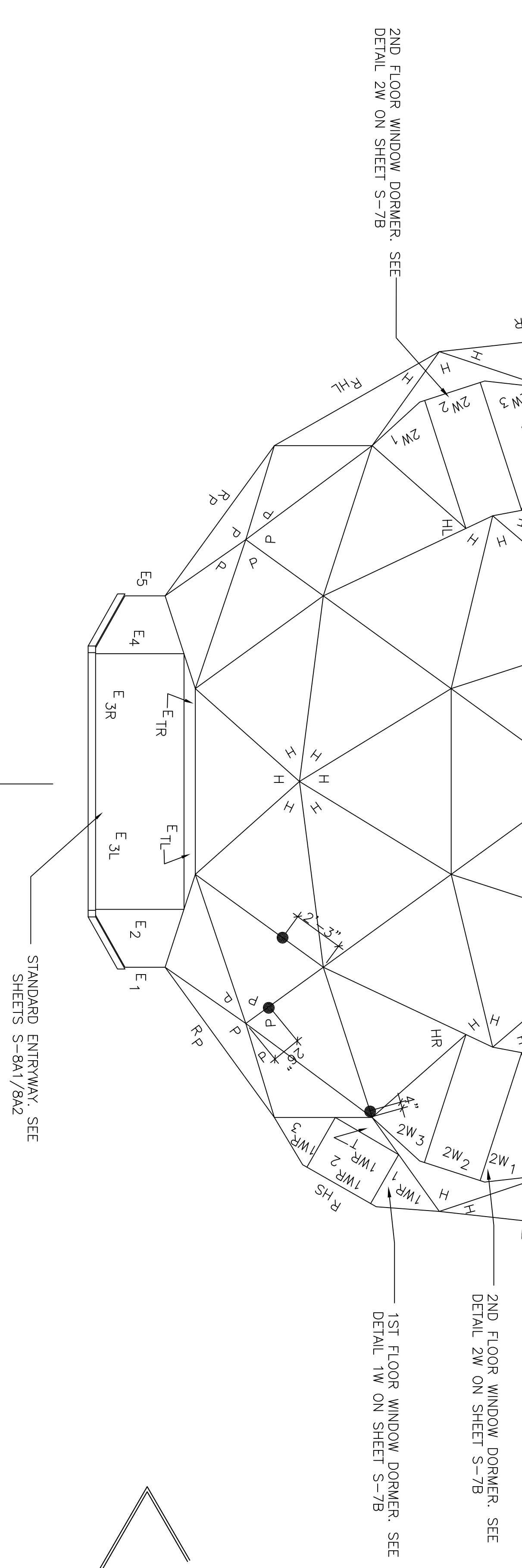
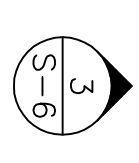
# NOMENCLATURE DIAGRAM

TO REMOVE MOISTURE FROM DOME, INSTALL A 12" TO 14" LONG 4"Ø PIPE PER CODE WITH A ROOF VENT PER CODE WHERE ALL P PANELS INTERSECT IN TOP CENTER OF THE DOME PRIOR TO CEMENTING TOP CENTER SEAM.

TO PROTECT TOP PIPE AND VENT FROM ROPE DAMAGE INSTALL 6" STAINLESS STEEL EYEBOLT IN EACH OF THE 5 TOP SEAMS 5" FROM PIPE/VENT. CONCRETE SHOULD BE ANGLED TO ALLOW FOR WATER RUNOFF. (FOR PAINTING OR REPAIR ROPE IS SECURED TO EYEBOLT AND HARNESS.)

ALL VENTS (ROOF, FOUNDATION, COMBUSTION-AIR, ETC.) SHALL RESIST THE INTRUSION OF FLAMES AND EMBERS OR SHALL BE PROTECTED BY LOUVERS OR NON-COMBUSTIBLE, CORROSION-RESISTANT MESH. TURBINE ATTIC VENTS SHALL BE EQUIPPED TO ALLOW ROTATION IN ONLY ONE DIRECTION.

DOTS INDICATE LOCATIONS FOR SUSPENSION RODS. THE DIMENSION IS THE DISTANCE FROM THE END OF THE SEAM TO THE ROD. SEE DETAIL:



1ST FLOOR WINDOW DORMER. SEE DETAIL 1W ON SHEET S-7B

2ND FLOOR WINDOW DORMER. SEE DETAIL 2W ON SHEET S-7B

2ND FLOOR WINDOW DORMER. SEE DETAIL 1W ON SHEET S-7B

2ND FLOOR WINDOW DORMER. SEE DETAIL 2W ON SHEET S-7B

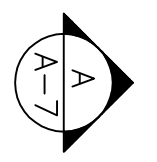
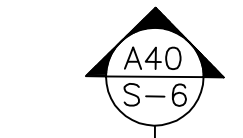
2ND FLOOR WINDOW DORMER. SEE DETAIL 2W ON SHEET S-7B

STANDARD ENTRYWAY. SEE SHEETS S-8A1/8A2

2ND FLOOR WINDOW DORMER. SEE DETAIL 2W ON SHEET S-7B

1ST FLOOR WINDOW DORMER. SEE DETAIL 1W ON SHEET S-7B

STANDARD ENTRYWAY. SEE SHEETS S-8A1/8A2



FRONT ELEVATION VIEW

**AMERICAN  
INGENUITY**, INC.

8777 HOLIDAY SPRINGS RD  
ROCKLEDGE, FL 32955-5805  
PH. 321-639-8777 USA

DOMES PLANS FOR:

**3 FREQUENCY 40' AI DOME**

SHEET TITLE:

**DOMES PANEL NOMENCLATURE**