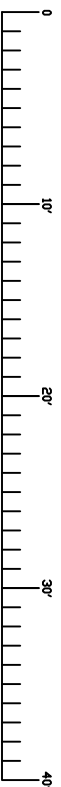
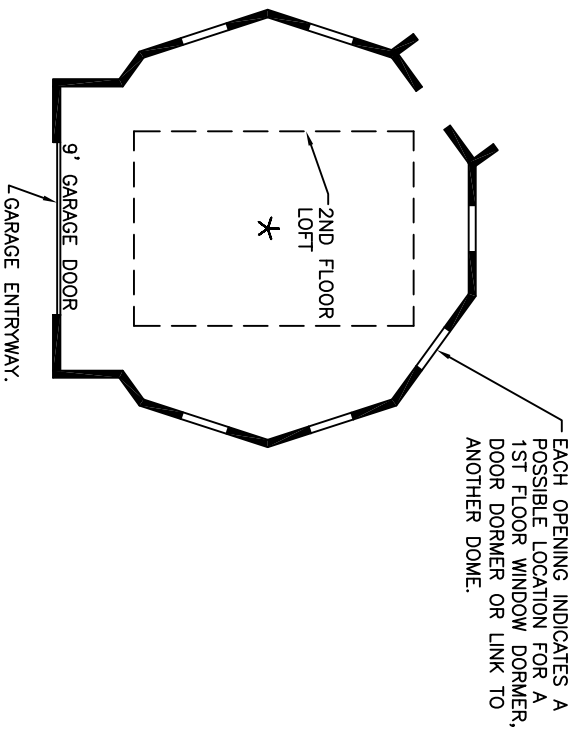


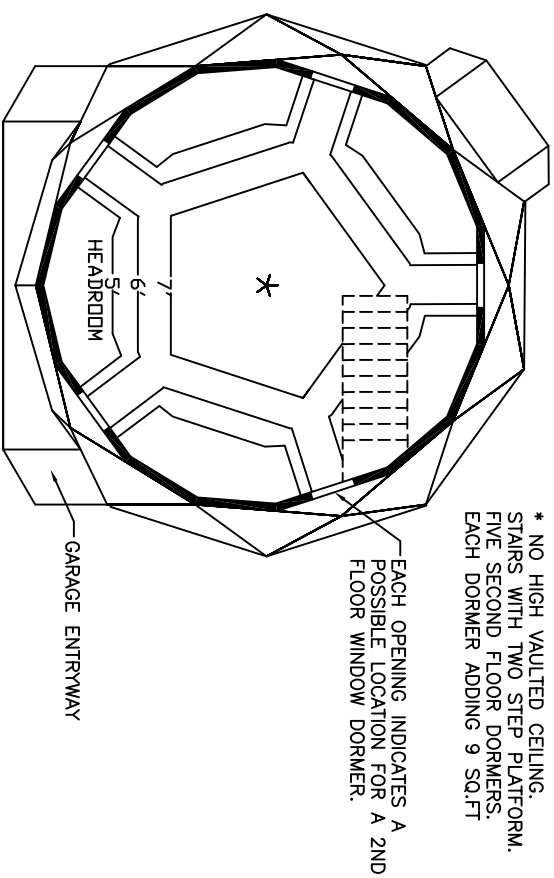
## ▲ 22' GARAGE FLOOR PLANNER ▲

FIRST FLOOR MAX: 373 sq.ft.  
 SECOND FLOOR MAX: 81 sq.ft. (TO 5' HEADROOM)  
 TOTAL MAX: 454 sq.ft.



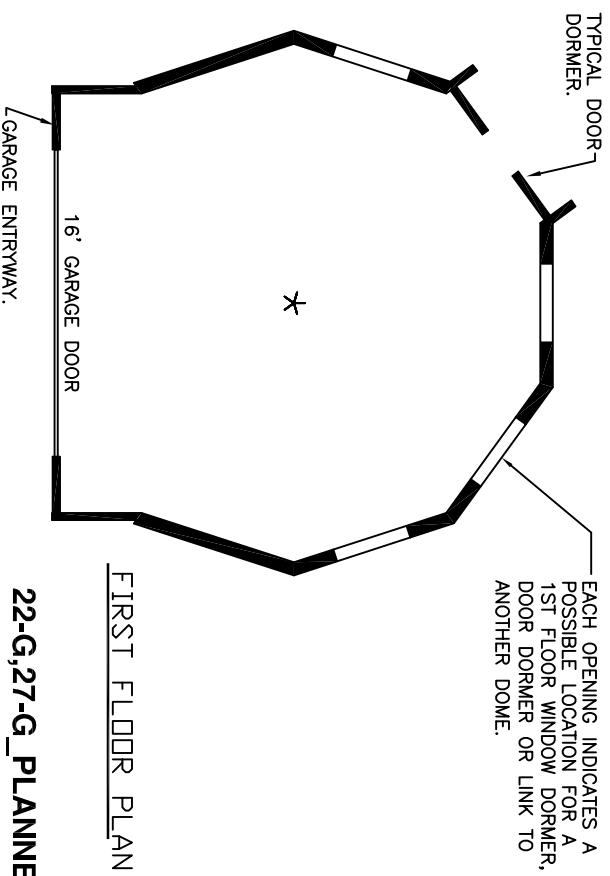
## ▲ 27' GARAGE FLOOR PLANNER ▲

FIRST FLOOR MAX: 555 sq.ft.  
 SECOND FLOOR MAX:\* 231 sq.ft. (TO 5' HEADROOM)  
 TOTAL MAX: 786 sq.ft.



\* NO HIGH VAULTED CEILING.  
 STAIRS WITH TWO STEP PLATFORM.  
 FIVE SECOND FLOOR DORMERS.  
 EACH DORMER ADDING 9 SQ.FT

SECOND FLOOR PLAN



FIRST FLOOR PLAN

22-G,27-G\_PLANNER